

Territorial Aggression in dogs






- **Any unwanted visitor is considered as a threat**
- **Aggression towards people or other animal approaching his territory**
- **Unfamiliar people are the target**

Symptoms of Territorial Aggression



- **Claims yard, home, windows, doors, car as his territory**
- **Similar behavior at picnic areas, park benches**



Spinning & circling



Self mutilation


- **Longer the stimulus remains within sight or hearing of the dog, the greater the anxiety**



- **Redirected aggression may be displayed towards other animals or people or even towards the owner**



- **Growling & barking, lunging, chasing, snapping and even biting the perceived invader**
- **Longer the intruder stays within his territory, the more aggressive the dog may become**
- **Goal is to make the intruder leave his territory**



- **Reinforced behavior**
- **When he runs towards the fence growling and barking at people, forcing them to leave his territory**

Ways to control territorial aggression of your dog



- **Teach him Sit & Stay commands**
- **Use them to keep him calm when someone knocks on the door**
- **When he obeys you, reward him with his favorite treats**



Distract him when he is aggressive

Ask him to sit



Reward him with his favorite toy






- **Teach him that you control his valued resources**
- **Reinforced resource guarding**

Give him table scrap to keep him quiet when he begs



Growls when you try to take away a chicken bone from the floor






- **Learnt that by making this noise, he can keep things he wants**
- **Reinforces his guarding behavior**
- **Teach him that he has to earn his valued items**




- **Ask him to sit before you give him his meal**
- **Reminds him that you control his valuable resources, and can reduce his guarding behavior**



- **Teach him Quiet command**
- **Start indoors and then gradually train him with more distractions**




- **On sensing a threat in his territory, if he barks ask him to be quiet**
- **Helps to thwart off his anxiety and keeps him relaxed**




- **Make triggers inaccessible to him**
- **Feed him in a confined space**
- **Confine him where other animals or people can neither be heard nor seen**

Desensitization & counterconditioning



- **Slowly introduce him to potential threats**
- **Expose him to low level stimuli and then ask him to sit**
- **Reward him every time he obeys you**
- **Stimuli may include people arriving in a car, people walking past the front of the house, or a family member knocking on the door or ringing the bell**



- **Associates visitors with his favorite things**




- **Punishing him is of no use**
- **Increases his fear and anxiety**


Ways to prevent territorial aggression in your puppy



- **Socialize him with different people & different dogs**
- **Ensure that a variety of visitors come over to visit him**



- **Should be taught to sit when a new person comes to your home**
- **Starts associating visitors with good things**



- Alerts family by barking, when a new person visits your home
- Socialized dog can be trained to quickly settle down & relax, Once he has alerted the family